

Controllable via app
DIGITAL THERMOSTAT
WITH
BLUETOOTH MODULE



DIGITAL THERMOSTAT WITH BLUETOOTH MODULE



1

1. Browse the "Evconnect" app in the Play Store or via App Store and install it.

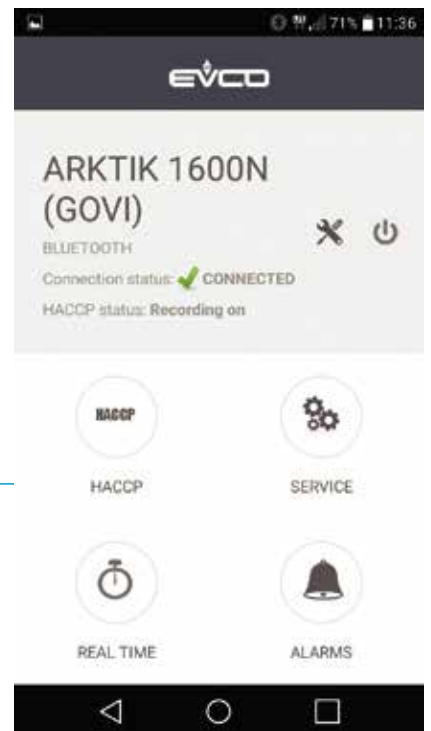
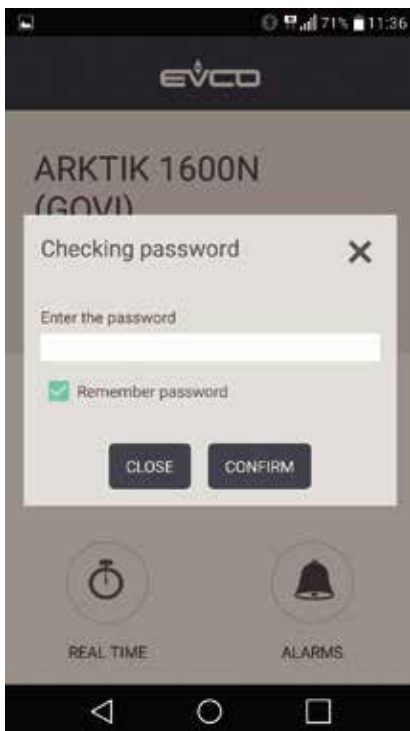
2

Open the app on your phone and select your device.

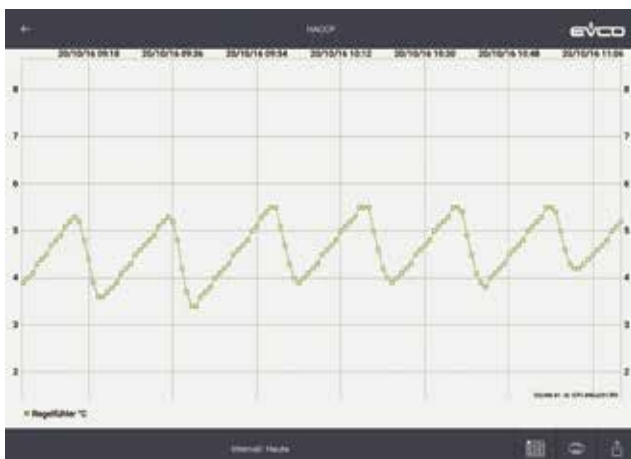


3

Enter the password to connect. The password for accessing the temperature data is: 426 . If you want to change the operating parameters, you need another password. In this case, please contact us.



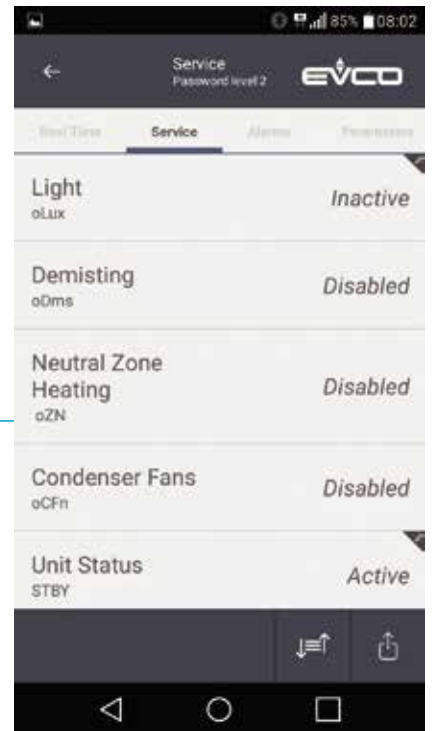
The menu of the App:



Under HACCP it is possible to record the temperatures and operating states of the device. You can also display them as graphics and send them via e-mail.



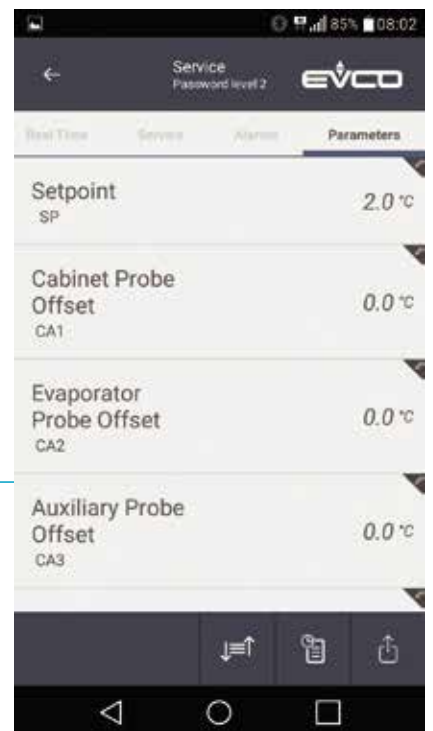
Here you can read the current operating states and temperatures.



Here you can find all current states of the device.



Here you have an overview of all alarms and their states.



The complete parameter list:

Requirements:

Android 4.4 / iOS 10 or later versions
Bluetooth 4.0 (BLE) or later versions

Available languages:

- English
- Italian
- German
- Spanish
- Turkish
- Russian
- French
- Chinese

GOVI AROUND THE GLOBE



GOVI GmbH

Max-Planck-Str. 5

53842 Troisdorf (Germany)

Phone: +49(0)2241-92 29 460

Fax: +49(0)2241-92 30 390

email: info@govi-gmbh.de

www.govi-gmbh.de

